

Wisconsin Nursing Education At-A-Glance

Faculty demographics

94% female

95% white

48% are 51 or older

58% employed by college/university 42% technical colleges

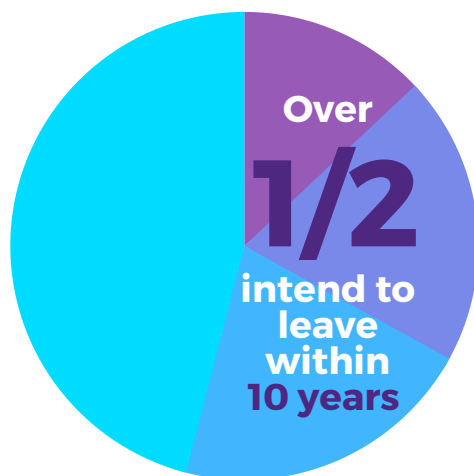

1,446 faculty are employed

41 WI nursing programs employ:
881 full-time faculty
565 part-time faculty

If funding were available, programs would add **142 positions** to meet needs of current students.

69 vacant faculty positions

19 full-time tenure | tenure-track
22 full-time non-tenure | instructional staff
28 part-time instructors



1/3 of faculty plan to leave their current position within 5 years

13% plan to leave in 2 yrs
33% plan to leave in 5 yrs
54% plan to leave in 10 yrs

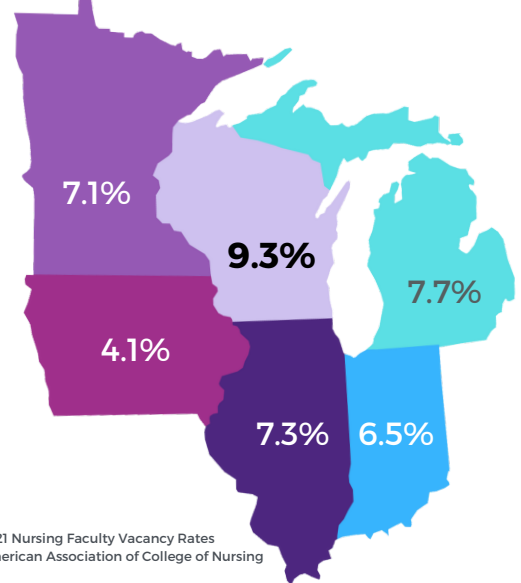
61% of faculty with a PhD plan to leave their current position within 10 years.

137 faculty retired or separated from nursing programs in 2019-20

24 full-time tenure|tenure-track
48 full-time non-tenure | instructional staff
65 part-time instructors

Full-time faculty vacancy rate **9.3%** is highest in region

Nationally, the most critical issues related to faculty recruitment are **noncompetitive salaries** and **finding faculty with the right specialty mix**



Annual mean wage

Faculty
\$83,520

Nurse Practitioner
\$113,030

May 2020, Occupational Employment and Wage Estimates
Bureau of Labor Statistics, U.S. Department of Labor

Faculty earn **25% less** than Nurse Practitioners

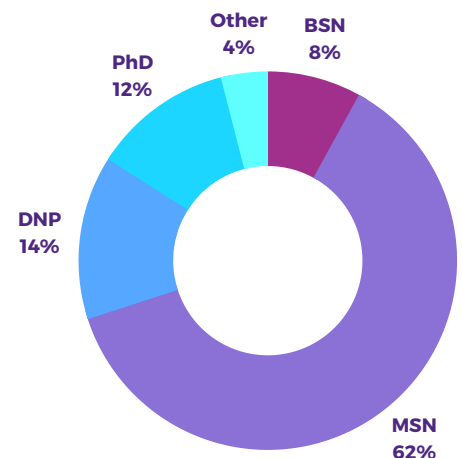
Median income for faculty with a Master's degree is **20% less** than staff RNs with a Master's.

Median income for faculty with a Doctorate degree is **10% less** than staff RNs with a Doctorate.

88% of faculty hold at least a Master's degree

Highest degree held:

- 115 Baccalaureate degree
- 902 Master's degree
- 206 Doctor of Nursing Practice degree
- 176 PhD degree



839 faculty do not plan to pursue further education

69% of faculty do not intend to pursue further education

50% of faculty cite cost of tuition and fees as a barrier to pursuing further education.